



### AEGIS® Advantage Kit

AEGIS® was one of the first companies to introduce windshield repair kits and they have spent the last 25 years perfecting their kits. The AEGIS® Advantage Kit was designed to be the mid-priced kit for the shop that will use it more than occasionally, yet requires a quality, well built product. The Advantage Kit uses the pro series fixture and the dependable, fully gauged pressure/vacuum pump. With its AEGIS® design, and top-quality AEGIS® resins, the Advantage Kit will perform top-quality repairs. This kit contains: one pressure/vacuum pump, one repair fixture, one ultraviolet lamp/flaslight, supply box (filled), Glycerin, Small fixture chamber, 50 Single Shot Crack Filler (enough for 100 repairs), 50 Single Shot Polymer II (enough for 100 repairs), Training manual, and instructional dvd. All packaged in a plastic carrying case.

**KIT1500**



Additional accessories can be seen on pages 150-153.

### AEGIS® Accessories



**Polishing Assembly With 1/4" Shank**  
Fits any power tool with a 1/4" chuck.  
**HDW4000**



**Resin Dispensing Pack**  
Includes six syringes and three needles.  
**SBX2030**

**AEGIS® Polymer**  
This is a medium viscosity resin that will repair up to 25 breaks. 4 ml bottle.  
**LIQ2010**



**AEGIS® Crack Filler**  
This is a low-viscosity crack filler that will repair up to 25 breaks. 4 ml bottle.  
**LIQ2015**



**AEGIS® Pit Polish**  
**LIQ2030**



**AEGIS® Pit Filler Polymer**  
This is a high-viscosity pit filler. 2 ml bottle.  
**LIQ2020**



**3/8" I.D. Fixture Chamber Standard Pro Series**  
**FIX2005**



**LIQ2060 • Single Shot Resin • Package of 25**



**LIQ2070 • Single Shot Crack Fill • Package of 25**



**AEGIS® Quad Rings**  
**SBX2010 • 3/8" • Package of 5**  
**SBX2016 • 3/16" • Package of 5**



### Glass Star® Windshield Repair Kit

Windshield repair is a great way to attract repeat customers and is very helpful in achieving insurance referrals. This is one way to show the insurance companies you are a full-service glass company without costing you hundreds or even thousands of dollars. The Glass Star® Windshield Repair Kit contains: two standard injectors, two hoses, one UV curing lamp, four AA batteries, one cure guard, two flow regulators, one carbide probe, eighteen adhesive alignment seals, eighteen pedestals, one bottle UV resin (1/4 oz.), one bottle thin resin (1/4 oz.), one razor blade holder with razor blade, twenty mylar squares, and one bottle of buffing compound to smooth the surface of the repair.

**UV528**



Additional accessories can be seen on pages 150-153.



### Glass Star® Super Vac Windshield Repair System

The quick-mounting pedestal and resin chamber mount in seconds and are easy to load. There's no mixing, no waste, and never any mess. The patented vacuum injector and dual-action valve evacuate the air with a precise 30" of hg vacuum. Turn the valve on the injector, and it injects a specially formulated liquid ultraviolet light-cure resin from the pedestal to fill the entire cavity. There is never any guessing. The Glass Star® Super Vac Windshield Repair System contains supplies for 24 repairs. Kit contains: one large injector, one flow regulator, one UV cure guard, one bottle UV quick cure resin (12ml), one UV curing lamp, one lamp adapter to connect lamp to power point, one razor blade and holder, one 12-Volt drill, two drill bits, one bottle pit polish (1/4 oz.), two 30" hoses, one carbide probe, twenty four adhesive alignment seals, twenty four pedestals, twenty four mylar squares, instructional manual, all packaged in a compact carrying case.

**UV24DX**



**Super Vac Re-Supply Pack**

This is ideal for use with any Glass Star® repair system that uses the Super Vac injector assembly. Each re-supply pack comes equipped with all the materials you need to complete 24 or 48 repairs, including replacement parts.

The SVR24 kit contains: one bottle (12ml) UV quick resin, one flow regulator, one hose, one bottle pit polish (1/2 oz.), one razor blade, twenty four adhesive alignment seals, twenty four pedestals, twenty four mylar squares, and one user guide.

**SVR24 • Performs 24 Repairs**

The SVR48 kit contains: one bottle (24ml) UV quick resin, one flow regulator, one hose, one bottle pit polish (1 oz.), one razor blade, forty eight adhesive alignment seals, forty eight pedestals, forty eight mylar squares, and one user guide.

**SVR48 • Performs 48 Repairs**



Additional accessories can be seen on pages 150-153.

**Glass Star® Accessories**



**Standard Injector**  
INJ581

**Flow Regulator**  
FR1



**Pedestals**  
Use only one time and then discard. To use them properly you must have an adhesive pad. First put the adhesive pad over the damaged area, then attach the pedestal to it.  
**P536 • Package of 25**



**Hose**  
30" Section  
H538



**Large Injector**  
IBV



**Cure Guard**  
Protects resin from UV light while repair is being made.  
**CCG349**



**Crack Filling Resin**  
Thinner than most resins and commonly used when repairing a crack.  
**CFR383 • .5 Oz**

**General Purpose Resin**  
Repairs normal breaks, bull's-eye breaks and acts as a pit filler.  
**CTR384 • .5 Oz**



**Adhesive Pads**  
Disposable pieces of double-faced tape. Pull the tape off and place the pad so the damaged area shows through the hole in the center. Then place the pedestal over the pad so all holes are aligned and the resin will flow into the damaged area.  
**AS537 • Package of 25**





**Equalizer® Deluxe Windshield Repair Kit**

Our Deluxe Windshield Repair Kit is designed with all of the essentials for windshield repair. It comes complete with a high-quality repair bridge system, quality resins, and the right accessories for repairing star and bull's-eye breaks. The experienced Auto Glass Technician will appreciate this kit, but it also caters to the beginner in windshield repair. It assumes you know nothing about windshield repair and walks you through each type of repair from beginning to end with the help of a well written manual, and DVD. It comes with a piece of glass that has assorted breaks so you can practice your repair method. The kit includes: 1 Repair Bridge System, 10 Inner O-Rings, 5 External End Seals, 2 Repair Resin (1/2 oz.), 2 Pit Filler Resin (1/4 oz.), 1 Ultraviolet Light, 100 Single Edge Razor Blades, 1 Dremel Drill and Charger, 5 Drill Bits, 1 Single Point Probe, 5 Pair Nitrile Gloves, 1 Glass Cleaner, 1 Pair Safety Glasses, 1 DVD Instruction Video, 1 Repair Manual/Business Guide, 1 Sheet Pre-Chipped Practice Glass, and enough curing film for 100 or more repairs.

**KWR1491**



**Deluxe Windshield Repair Kit Accessories**



**Bridge Assembly**  
KBA1494



**Pit Filler Resin**  
KPR1493 • 10 ml 0.34 fl Oz.



**Curing Film**  
KCF1498 • Pkg. 100



**Repair Resin**  
KRR1492 • 15 ml 0.52 fl Oz.



**Carbide Drill Bits**  
KDB1496 • Pkg. 5



**End Seals and "O" Rings**  
5 End Seals & 10 "O" Rings  
KOE1495



**Single Point Probe**  
KTP1497

**The Equalizer® Rock Star™ Repair Systems**


Our RockStar™ Repair Systems are designed to achieve three important results: A strong repair, a clear repair, and quick performance. The exclusively designed bridge and stainless steel injector assembly are durable and will last for years. The combination vacuum/pressure design allows for quick and easy alternation between vacuum and pressure cycles. The injector also features a simple one step resin filling port by just simply removing the plunger rod. This vertical filling port feature allows this system to be used on motor homes, buses, and 18-wheelers. While the RockStar™ systems are indeed easy to operate, they still allow flexibility of operation for seasoned professionals who want to ‘tweak’ the system to achieve amazing results on difficult repairs. The finishing touch is our specially formulated pit resin. It is extremely fast wicking and produces unparalleled optical clarity and strength. It creates a powerful bond to the glass surface, but is easy to scrape off the excess and then polish to perfection with our exclusive non-abrasive pit polish. This all adds up to make the Equalizer® RockStar™ Windshield Repair Systems the choice for fast, quality repairs.



**Equalizer® Rock Star™ Standard Repair System**

If you are not sure if windshield repair is for you but want the best system on the market, then start with the Equalizer® RockStar® Standard Repair System. It has all the essentials for achieving a great repair while leaving out all the bells and whistles of the Deluxe System to make it more affordable. The added bonus is, it comes with the same foam liner as the Deluxe System, so you can always purchase the additional items as you go along to upgrade your system. Each Standard System includes: Bridge and injector assembly, UV shield, probe, mirror, cleaning brush, mylar squares, battery operated UV curing light, razor blades, vacuum cup lube, .5 oz. thin viscosity resin (10 cps), .5 oz. pit filler, 1 oz. cleaning solution and instructional DVD. All items come in a foam lined impact resistant plastic case. Made in the USA.

**EVH1984**



**The Equalizer® Rock Star™ Deluxe Repair System**

Each Deluxe System includes: Bridge and injector assembly, large pit adaptor, vertical pit adaptor, UV shield, probe, mirror, cleaning brush, wisk brush, mylar squares, pit tape roll, 12-Volt UV curing light, moisture evaporator, 12-Volt glass drill, LED flashlight, carbide drill bits (5), 100 count box of razor blades, Bull's-eye maker, ‘O’ ring kit, .5 ounce thin viscosity resin, .5 oz. medium viscosity resin, .5 oz. pit filler, 1 oz. cleaning solution, 1 oz. pit polish, vacuum cup lube and instructional DVD. All items come in a foam lined impact resistant plastic case. Made in the USA.

**EVH5150**

**Equalizer® Rock Star™ Bridge & Injector**

If you already own a Equalizer® Rock Star™ Repair System, consider purchasing an extra Bridge & Injector Assembly so that you can do multiple repairs at the same time. The injector has a combination vacuum/pressure design that allows for quick and easy alternation between vacuum and pressure cycles. It also features a simple one step resin filling port by just simply removing the plunger rod. The injector is solid stainless steel and the bridge is durable and easy to clean.

**VBA1443**





**Windshield Repair Kit Accessories**



**12-Volt Ultraviolet Lamp**  
Plugs into your power point with a 20' cord.  
**IX1215**



**12-Volt UV Curing Lamp**  
Cord stretches up to 9' long.  
**GKT434**



**UV Light**  
Includes bulb. Requires four AA batteries (not included).  
**CLU573**



**Windshield Chip Moisture Evaporator**  
Used to remove moisture from a break/crack but also works well when you need to warm the glass surrounding the break/crack prior to a repair.  
Cord measures 7' long.  
**JDS101**



**UV Light Converter**  
Use this converter in place of AA batteries in your CLU573 UV Light. Plug 12-Volt end of converter into the power point of the vehicle you are working on to power unit.  
**CLC827**



**Replacement Bulb For CLU573 & VUV1447 UV Lights**  
**UF574**



**UV Curing Light**  
Includes bulb and four AA batteries.  
**VUV1447**

**RockStar™ Injector Assembly**  
Designed with combination vacuum/pressure that allows for quick and easy alternation between cycles. Features a simple one step resin filling port by just simply removing the plunger rod. Stainless Steel.  
**VIA1502**



**RockStar™ Large Pit Adapters**  
Sometimes a pit is repairable, but is too large for the normal injector to fully cover the impact point. This is when you need the Large Pit Adapter. It sets onto the end of the injector and forms an airtight seal. The Standard model works on most standard windshield applications. The Vertical model is needed when working on RVs, Buses, & Heavy Equipment.  
**VPA1503 • Standard**  
**VSPA1504 • Vertical**



**VOR1468 • RockStar™ O-Ring Kit**



**RB497 • Razor Blades**  
Box of 100



**Carbide Glass Drill Bits**  
For use in RGD490 drill.  
**CCB491 • Package of 10**



**Rechargeable Glass Drill**  
**RGD490**

**Windshield Repair Kit Accessories**



**Equalizer® Pit Polish**  
 A non-abrasive pit polish that gives the repair a smoothness and does not produce the scratches that some pit polishes do.  
**VPO1455 • 2 Oz.**



**Equalizer® Thin Viscosity Resin**  
 Thin resin (10 cps) is ideal for general repairs. It wicks extremely fast and produces unparalleled clarity and strength.  
**VTR1448 • .5 Oz.**  
**VTL1449 • 1 Oz**



**Equalizer® Acid Free UV Resin**  
 If you are concerned about, or have had the misfortune of developing skin sensitivities to acid-based repair resins you must try our exclusively formulated low-odor, acid free windshield resin. This medium viscosity formula produces extremely clear, strong repairs in any climate or repair situation. Use as a general repair and pit filler.  
**VAF1471 • .5 Oz**  
**VAL1472 • 1 Oz**



**Equalizer® Cleaning Solution**  
 Formulated especially to clean the Equalizer® RockStar™ Injector. \*Not to be used on vacuum cups.  
**VCB1454 • 1 Oz.**



**Equalizer® Medium Viscosity Resin**  
 Medium resin (40 cps) is an ideal choice for hot climates and, just like our thin resin, has unparalleled clarity and strength.  
**VMR1450 • .5 Oz**  
**VML1451 • 1 Oz**



**Equalizer® Tinted Crack Repair Resin**  
 This is a thin viscosity formula which produces extremely clear and strong repairs in any climate or repair situation. The added tint helps “disguise” its presence in the crack and adds to visual clarity. It can also be used as a general repair resin.  
**TRR652 • .5 Oz**  
**TRO653 • 1 Oz**



**Equalizer® Cup Lube**  
 Keep the vacuum cups soft, pliable, and looking new for years with regular use of vacuum cup lube. Can also be used on cups for easy adjustment of the bridge assembly or repair mirrors without having to remove and replace units.  
**AVL209 • 1 Oz.**



**Equalizer® Pit Filler Resin**  
 This is an extremely hard curing resin, creating a powerful bond to the glass surface. It is also easy to scrape off and then polish to perfection with our exclusive, non-abrasive pit polish.  
**VPF1452 • .5 Oz**  
**VPL1453 • 1 Oz**

Windshield Repair Kit Accessories



**Glass Drill**  
This is a 12-Volt glass drill that will plug into any power point. It has a speed of 13,000 RPM. Cord measures 67" or a little over 5-1/2 ft.  
**DFG191**



**12-Volt Extension Cord**  
Measures 10'6" long.  
**EC740**



**Mirror**  
**VRM1467**



**UV Shield**  
Square shield to protect the repair area from UV rays. Measures 15-1/2" with suction cups on each corner and an opening for the bridge and injector assembly.  
**VUS1501**



**Mylar Curing Sheets**  
These are used to hold the pit filler resin in place and keep it flat while it cures.  
**VS1470 • Package of 25**  
**VS1474 • Package of 100**



**Pit Tape Roll**  
**VPT1489**



**LED Flashlight**  
Produces a powerful white light which will allow you to see what may be overlooked with conventional flashlights.  
**VFL1463**



**Windshield Repair Kit Accessories**



**Bull's-eye Maker**  
Use this to make a perfect bull's-eye in a glass so that you can practice your repair techniques.  
**BEM828**



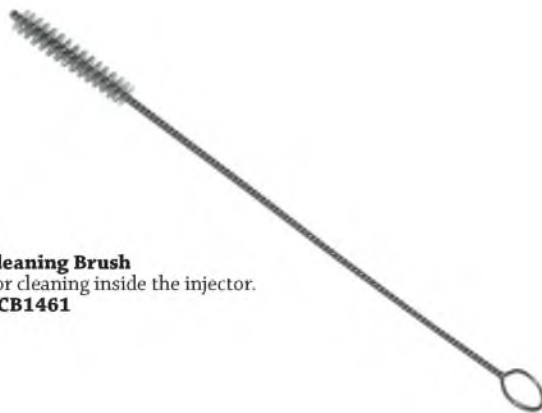
**Probe**  
Hardened stainless steel probe with inter-changeable tips for cleaning broken glass out of a bull's-eye break.  
**VPS1460**



**Wisk Brush**  
Great for cleaning debris out of the pit.  
**VWB1462**



**ReFracture™ Tool**  
Typically, many small "star" breaks, are very tight. Because of this, they do not allow the resin to flow into the break. Solution: After drilling the pit you can "pop" a "bulls-eye" to relax the break, allowing the resin to flow. Our ReFracture Tool makes this process easy. Simply place the bit on the pit, lift the inner plunger, then quickly - but gently, drop the plunger. A perfect "bulls-eye" is the result.  
**FMB453**



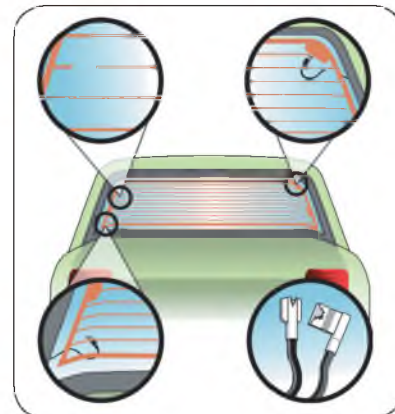
**Cleaning Brush**  
For cleaning inside the injector.  
**VCB1461**



**Carbide Drill Bits**  
For use in the DFE191 drill.  
**VCD1464 • Package of 5**



**Windshield Crack Expander**  
Long crack repair is a difficult process to learn, but employing the use of our Windshield Crack Expander allows the resin to more easily enter into the crack. Simply attach the device to the inside of the windshield, position the center screw directly over the crack and turn to apply gentle pressure.  
**WCE435**



**IMPORTANT**  
Must be stored in a cool, dry place!

### Master Defroster Repair Kit

Repairing a damaged defroster is easy with the proper supplies. Typically solder comes in a small wire form and is difficult to hold in the proper place, but the solder in this kit is in a paste form so it can be put on both the tab and the grid, and then easily melted together. Each kit also contains a special grid repair solution that allows you to reconnect the electrical grid when it has been damaged. And for those times when the electrical connectors on the ends of the wires are damaged, the kit includes several types of replacement connectors. Our Master Defroster Repair Kit comes with everything you need to make dozens of repairs and comes neatly packaged in a compartmentalized plastic box.

**DRK672**

## Defroster Repair Accessories



**TBA674 • Tab Repair Kit**  
(Combined 0.24 Oz.)



**TGR677 • Grid Repair**  
(0.18 Oz.)



**TPS676 • Solder Paste**  
(0.21 Oz.)

**IMPORTANT**  
Must be stored in a cool, dry place!



### Equalizer® Headlamp Restoration Kit

A vehicle with dim, foggy headlamps can be unsafe to drive, sometimes cutting visibility in half. In addition to the safety factor, these cloudy headlamps can just simply be an eyesore. With the Equalizer® Headlamp Restoration Kit and only minutes worth of work you can make your customer's vehicles safer to drive and easier on the eyes. The process takes as little as 20 minutes and can provide your customers with clean, clear headlamps that will last for a long time! This kit can restore headlamps on between 35-70 vehicles depending on the severity of the hazing and discoloration. This means the kit will have paid for itself after only 2 or 3 jobs! It can be used in other applications as well, such as convertible top windows, emergency light bars, boat windshields, and other plastic products. The kit comes with a 1 lb. container of Acrylic Polishing Compound, an 8 oz. Bottle of UV Spray Protectant, 50-1500 Grit Resurfacing Discs, 50-2000 Grit Resurfacing Discs, 1-Foam Polish Pad, and 1-Microfiber Sponge all in a handy plastic carrying case with liner.

**RHS388**

### Headlamp Restoration Accessories



**Micro Fiber Sponge**  
MFS272



**Foam Polish Pad**  
FPM386 • Medium



**UV Spray Plastic Protectant**  
SPP270 • 8 oz.

**Velcro Removal Disc**  
VRD855 • Fine (9 Micron)  
VRD856 • Medium (15 Micron)



**Acrylic Compound**  
DCAC269 • 1 lb.